



Engineered to support movement and improve workflow, eFloat Quattro blends ergonomic functionality with a clean, modern aesthetic. Unlike conventional two-leg sit/stand desks, eFloat Quattro features a sculpted four-leg frame that brings a refined, architectural quality to the workspace—paired with quiet motors, anti-collision sensors, and programmable height settings for seamless daily use. Premium, sustainable worksurface options and a built-in cable clip ensure a clutter-free setup. Designed with both form and performance in mind, eFloat Quattro delivers a workspace that prioritizes health, comfort, and timeless design.

Sustainability

BIFMA LEVEL® 3

Warranty

10 Years

Features

- Unlike most two-leg sit/stand desks, eFloat Quattro's refined four-leg frame removes the bulky understructure—offering clean lines, greater stability, and a furniture-first presence.
- Thoughtfully designed to maximize usable surface space, the Smart Channel* positions tools like monitor arms and task lights ergonomically, while neatly routing cables and wires.
- Integrated into the worksurface, the digital hand switch allows users to adjust height with a single touch and includes two programmable memory presets.
- Worksurface options include a variety of sizes, colors, and materials, ranging from solid wood to powder-coated MDF finishes.
- Matching the desk frame color, the Vertical Cable Clip neatly conceals and secures up to two cords** along the height of the desk's leg.
- Designed with sustainability in mind, eFloat Quattro features PVC-free cables, and powder-coated MDF surfaces are formaldehyde-free—prioritizing safer, low-emission materials.
- Designed exclusively for eFloat Quattro, the optional eFloat Quattro Cable Manager is a lightweight, basket-style system that organizes cables and power strips beneath the work surface.

*Smart Channel option only available with Powder-Coated MDF and Solid Wood surfaces.

**Fits up to two standard width (0.4 in / 10.7 mm diameter) cables.

Material and Color Options

Worksurface

Powder-Coated MDF*

Powder-coat finish material that is smooth, even, and resilient, resisting common wear and tear like scratches and damage from both moisture and sunlight.



Cloud White Stone Gray Carbon Black

Low-Sheen Laminate

Sustainable, ultra-matte surface with velvet texture, fingerprint resistance and easy repairability.



White** Gray** Black**

Solid Wood*


Solid wood surface featuring unique grain patterns for a one-of-a-kind aesthetic. Naturally resilient, it resists daily wear while developing character over time, adding warmth to any workspace.



White Oak Walnut

Textile Tabletop™ by Kvadrat Really

Upcycled cotton and wool, made without dyes, water, or toxic chemicals. Made to be eventually re-granulated and formed into new products, making the material entirely circular.



Cotton White**

Woodgrain Laminate

A practical alternative to solid wood, woodgrain laminate offers a consistent finish that's easy to clean and resistant to daily wear, ideal for busy workspaces with a refined aesthetic.



Natural Rift Oak Continental Walnut

Frame

Powder-Coated Paint




Cloud White Stone Gray Carbon Black

eFloat Quattro Cable Manager Accessory

Basket style, cable management system made from chrome free leather.

Leather

Salzburg



Cloud Concrete Black

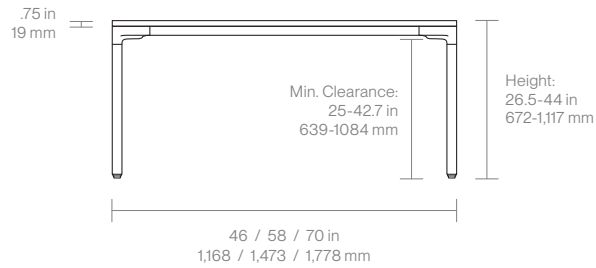
*Smart Channel option only available with Powder-Coated MDF and Solid Wood surfaces.

**Coming soon

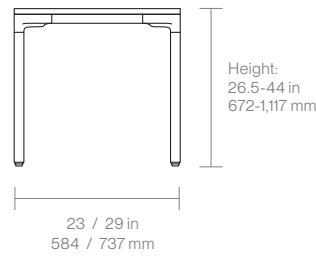
Product Specifications

	Imperial	Metric	
Surface Size Options (<i>Depth by Width</i>)	23 in x 46 in	584.2 mm x 1,168 mm	
	23 in x 58 in	584.2 mm x 1,473 mm	
	29 in x 58 in	736.6 mm x 1,473 mm	
	29 in x 70 in	736.6 mm x 1,778 mm	
	70 in	1,778 mm	
Height Range (<i>Floor to Surface Top</i>)	26.45 in - 44 in	672 mm - 1,117 mm	
Stroke Length	17.52 in	445 mm	
Travel Speed	1.26 in/sec	32 mm/sec	
Maximum Weight	220 lbs	100 kg	
Noise Level	LpA ≥ 53 dB(A)		
Standby Power Draw	<0.5 W		
Max. Power Draw	250 W (approx.)		
Standard Duty Cycle	10%, Max. 2 min ON / 18 min OFF		
Operating Temperature	32° F - 104° F	0° C - 40° C	
Power Cord Length	9 ft	2,750 mm	
Rated Power	290 W		
Input	100V – 240 V AC 50/60 Hz		
Electrical Rating	120 V, 60 Hz, 600 W Max		
Underside Dimensions:	A	42.7 in / 54.7 in / 66.7 in	1,085 mm / 1,390 mm / 1,695 mm
	B	19.7 in / 30 in	500.8 mm / 762 mm
	C	18.2 in / 24.2 in	462.2 mm / 615.2 mm
	D	16.8 in / 22.8 in	426 mm / 579 mm
	E	1.6 in	40 mm
	F	1.6 in	40 mm

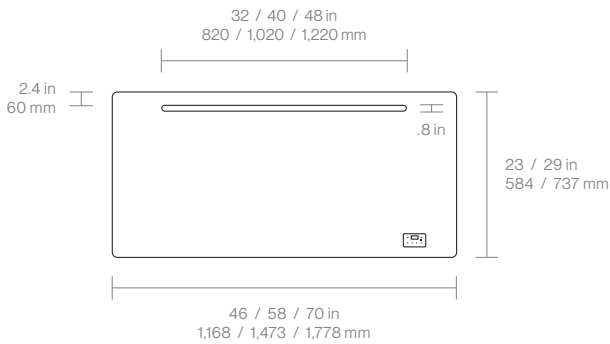
Front View



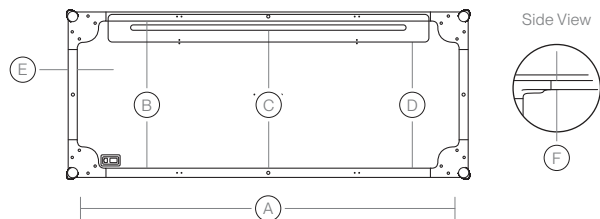
Side View



Top View

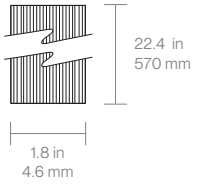


Underside

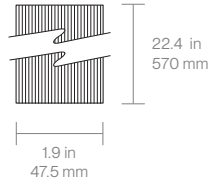


Vertical Cable Clip

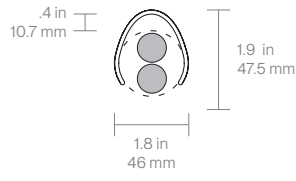
Front View



Side View

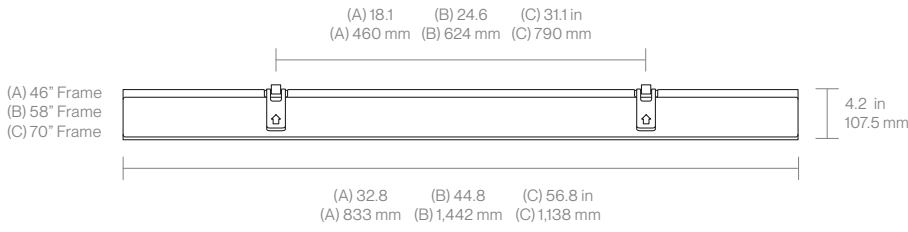


Top View



eFloat Quattro Cable Manager *sold separately

Front View



Side View

